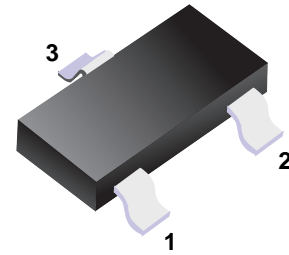


■ Adjustable Accurate Reference Source

■ Features

- The output voltage can be adjusted to 36V
- Low dynamic output impedance, its typical value is 0.2Ω
- Trapping current capability is 1 to 100mA
- The typical value of the equivalent temperature factor in the whole temperature scope is 50 ppm/°C
- The effective temperature compensation in the working range of full temperature
- Low output noise voltage
- Fast on-state response



1.Reference
2.Cathode
3.Anode

■ Simplified outline(SOT-23)

■ Classification Of VREF

Rank	0.3%	0.5%	1%	2%
Range	2.493~2.508	2.487~2.512	2.475~2.525	2.450~2.550

■ Absolute Maximum Ratings (Operating temperature range applies unless otherwise specified)

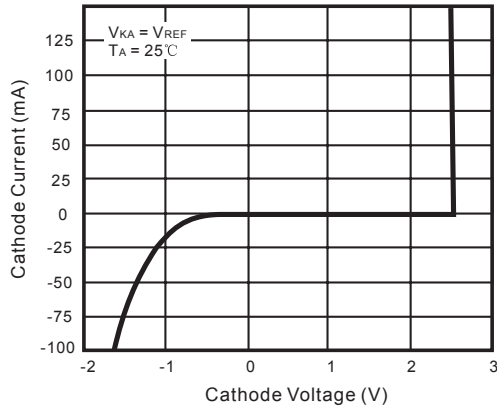
Parameter	Symbol	Rating	Unit
Cathode Voltage	V _{KA}	37	V
Cathode Current Range (Continuous)	I _{KA}	-100 ~ +150	mA
Reference Input Current Range	I _{REF}	0.05 ~ +10	mA
Power Dissipation	P _D	350	mW
Operating Temperature	T _{OPR}	0 ~ 70	°C
Storage Temperature Range	T _{STG}	-65 ~ +150	°C

■ Electrical Characteristics (T_a = 25°C unless otherwise specified)

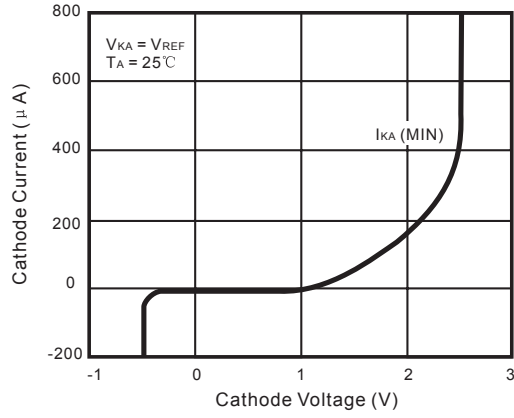
Parameter	Symbol	Testconditons	Min	Typ	Max	Unit
Reference Input Voltage	V _{REF}	V _{KA} = V _{REF} , I _{KA} = 10mA	2.45	2.5	2.55	V
Deviation of Reference Input Voltage Over Temperature (*)	ΔV _{REF} /ΔT	V _{KA} = V _{REF} , I _{KA} = 10mA T _{min} ≤ T _a ≤ T _{max}		4.5	17	mV
Ratio of Change in Reference Input Voltage to the Change in Cathode Voltage	ΔV _{REF} /ΔV _{KA}	I _{KA} = 10mA , ΔV _{KA} = 10V ~ V _{REF}		-1.0	-2.7	mV/V
		I _{KA} = 10mA , ΔV _{KA} = 36V ~ 10V		-0.5	-2.0	mV/V
Reference Input Current	I _{REF}	I _{KA} = 10mA , R ₁ = 10KΩ , R ₂ = ∞		1.5	4	μA
Deviation of Reference Input Current Over Full Temperature Range	ΔI _{REF} /ΔT	I _{KA} = 10mA , R ₁ = 10KΩ , R ₂ = ∞ T _A = Full Temperature		0.4	1.2	μA
Minimum Cathode Current for Regulation	I _{KA(min)}	V _{KA} = V _{REF}		0.45	1.0	mA
Off-state Cathode Current	I _{KA(OFF)}	V _{KA} = 36V , V _{REF} = 0		0.05	1.0	μA
Dynamic Impedance	Z _{KA}	V _{KA} = V _{REF} , I _{KA} = 1 to 100mA, f ≤ 1.0KHz		0.15	0.5	Ω

* T_{MIN} = 0°C , T_{MAX} = +70°C

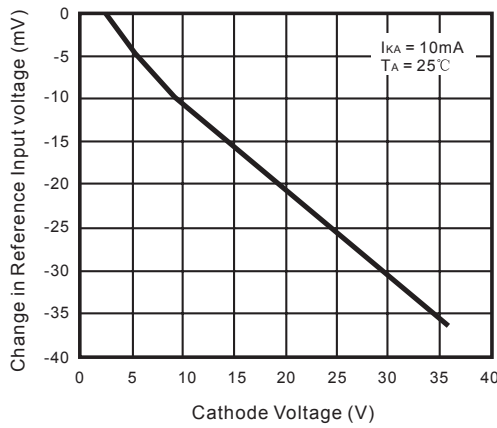
■ Typical Characteristics



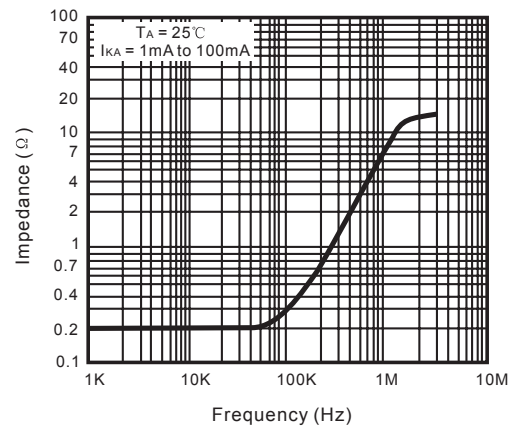
Cathode Current vs. Cathode Voltage



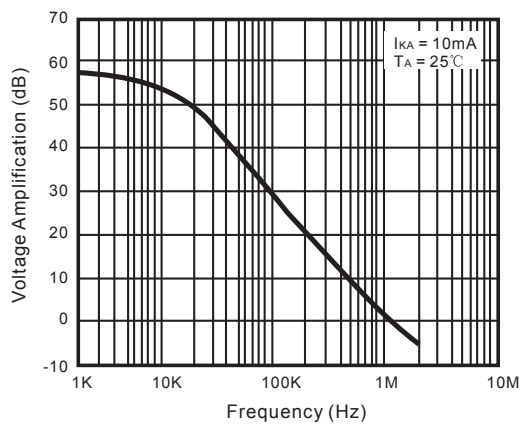
Cathode Current vs. Cathode Voltage



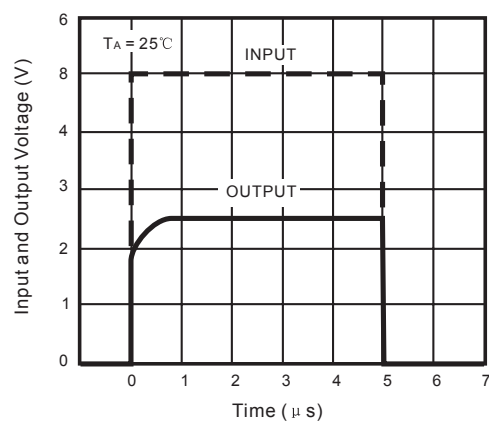
Change in Reference Input Voltage vs. Cathode Voltage



Dynamic Impedance Frequency



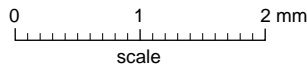
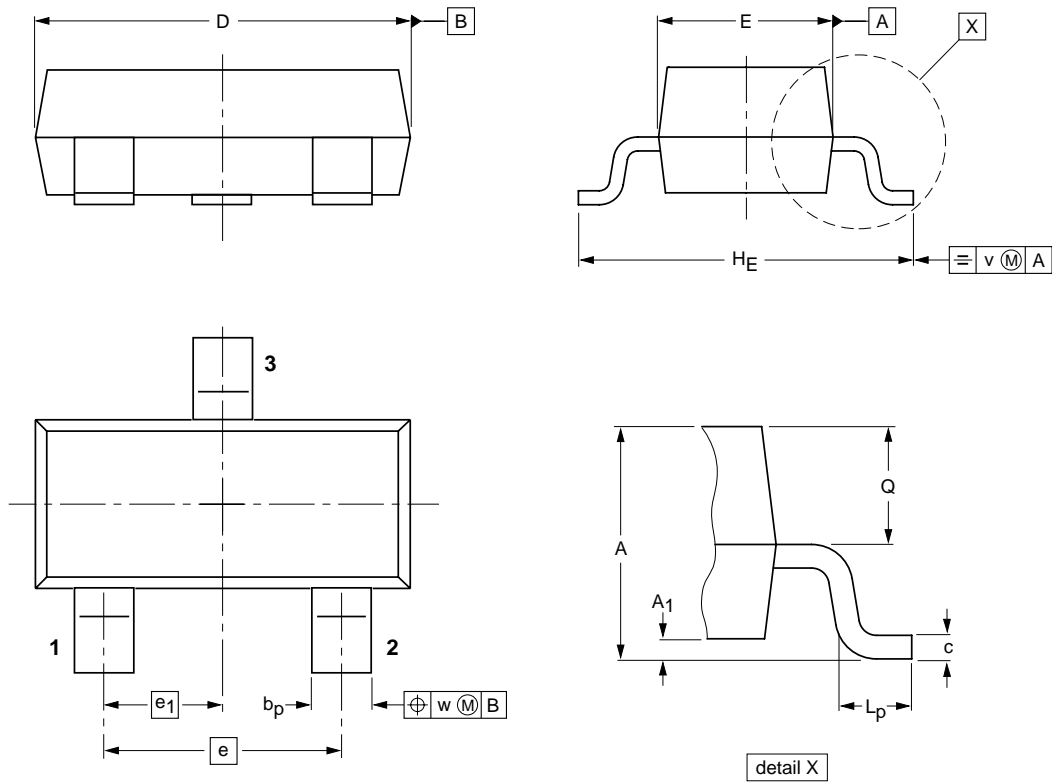
Small Signal Voltage Amplification vs. Frequency



Pulse Response

Package Outline

SOT-23



DIMENSIONS (mm are the original dimensions)

UNIT	A	A ₁ max.	b _p	c	D	E	e	e ₁	H _E	L _p	Q	v	w
mm	1.1 0.9	0.1	0.48 0.38	0.15 0.09	3.0 2.8	1.4 1.2	1.9	0.95	2.5 2.1	0.45 0.15	0.55 0.45	0.2	0.1

Summary of Packing Options

Package	Packing Description	Packing Quantity	Industry Standard
SOT-23	Tape/Reel, 7" reel	3000	EIA-481-1